

Contractor Name: _____

Customer Name: _____

Date: _____

Room: _____

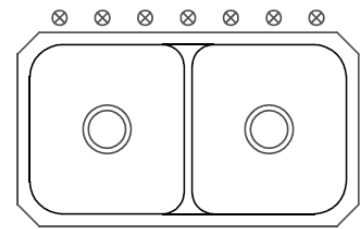
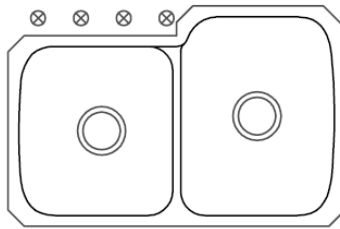
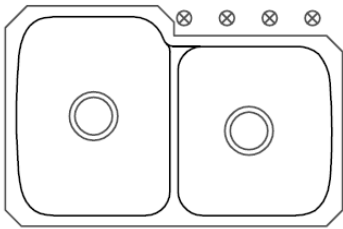
Page: ___ of ___

Faucet Hole Selection Sheet

Please fill in below the hole(s) which you would like to use.
 All holes are 1-3/8" in diameter & 4" apart unless specified otherwise.

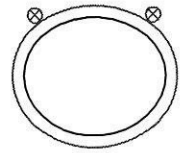
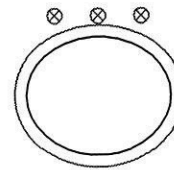
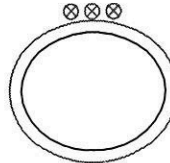
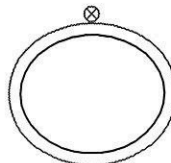
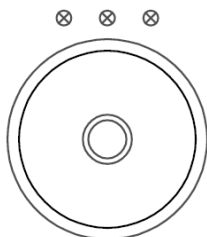
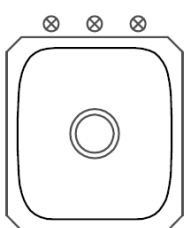
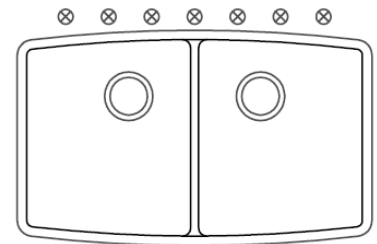
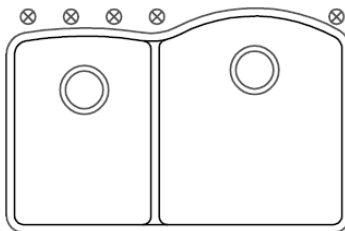
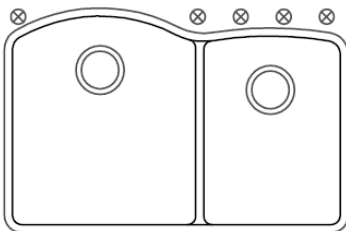
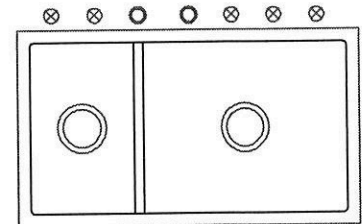
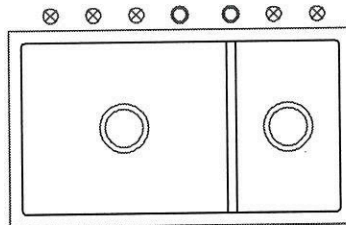
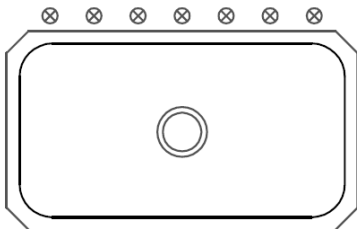
Y N Drillings Reminder Checklist

- Faucet
- Air Gap
- Soap Dispenser
- Reverse Osmosis
- Sprayer
- Disposal Air Switch



Center faucet on sink or bridge?

Center faucet on sink or bridge?



Single Drill

4" Drill

8" Drill

Corner Drill